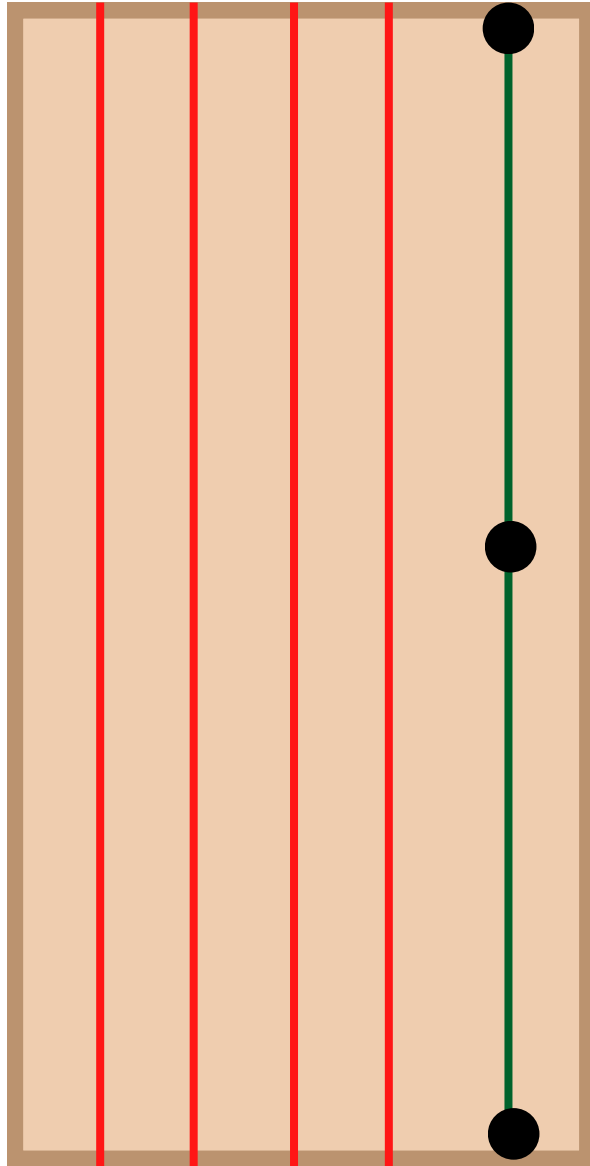


Planting Plan #1

Spring

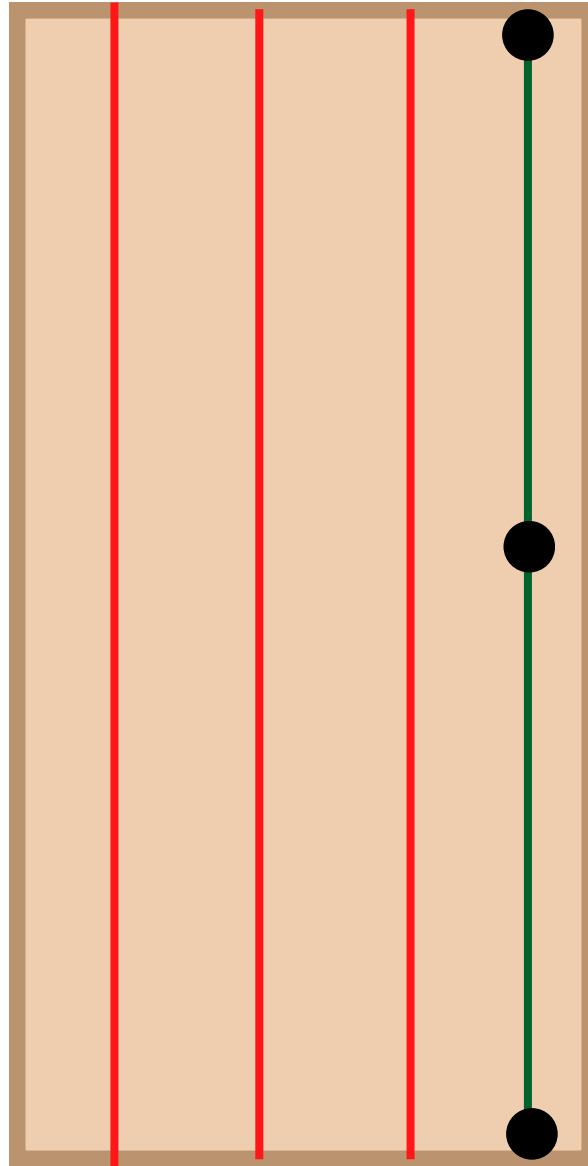


 = One row of radish


 = One row of snap peas


 = Trellis stakes

Summer




 = One row of lettuce

 = One row of Pole beans

 = Trellis stakes

Fall



Each purple line = One row of beets



Planting Plan #1



Spring

Summer

Fall

Radish/Snap Pea

Row

4 rows

1 row

Spacing

2 inches apart

3 inches apart

Number of seedlings

60 seeds per row/240 seeds per bed

40 seeds per row

Planting window

March 20-April 1

March 20-April 1

Days to maturity

26 days

52 days

Harvest window

End of April-June

Mid May-June

Pro tip

Radish can be planted in succession
for continual harvest

Add lines of string to trellis stakes
every 6" to support the growing peas

Lettuce/Pole Beans

Row

3 rows

1 row

Spacing

10 inches apart

3 inches apart

Number of seedlings

12 seedlings per row/36 per bed

40 seeds

Planting window

May 15

May 15-June 1

Days to maturity

40 days

60 days

Harvest window

Early - mid July

Early - Late August

Pro tip

Plant pole beans on north side of
bed so you don't shade out the
lettuce.

Beets

Row

3 rows

Spacing

4-6 inches apart

Number of seedlings

21 seedlings per row/64 per bed

Planting window

August 1-10

Days to maturity

36 days

Harvest window

September - October

Pro tip

Begin harvesting when beets
reach ~2" in diameter; beets can get
tough and fibrous when they get
larger than ~3" in diameter.

See videos for more details:

Click [HERE](#) or Scan below



See videos for more details:

Click [HERE](#) or Scan below



See videos for more details:

Click [HERE](#) or Scan below

