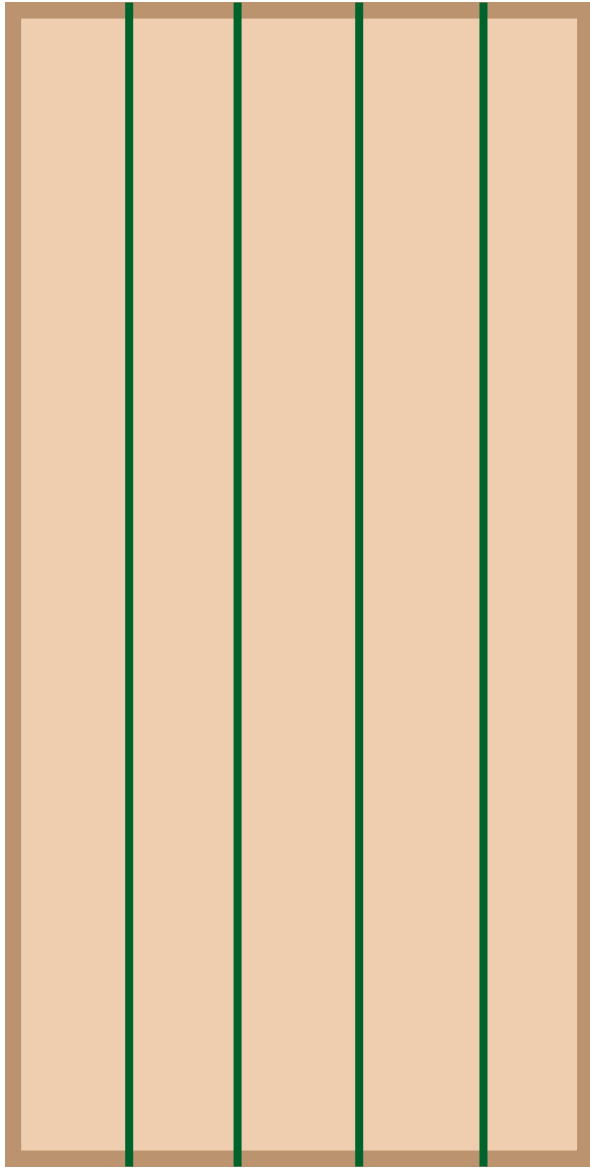




Planting Plan #2


Spring




Each green line = One row of spinach 


Summer



Each orange circle = 1 squash seed 

Fall



Each purple line = One row of scallions 

Planting Plan #2



Spring

Spinach

Row

4 rows

Spacing

4 inches apart

Number of seedlings

32 seedlings per row/128 per bed

Planting window

March 20-April 1

Days to maturity

39 days

Harvest window

Late April thru end of May

Pro tip

Use row cover immediately after transplanting to protect from cold. Remove row cover after danger of frost passes to prevent overheating.

See videos for more details:

Click [HERE](#) or Scan below



Summer

Squash

Row

2 rows (we stagger ours)

Spacing

24 inches apart

Number of seedlings

5 seeds per row/10 per bed

Planting window

May 15-June 1

Days to maturity

50 days

Harvest window

Early July -Mid August

Pro tip

Interplant squash seeds in between spinach rows about two weeks before you pull the spinach

See videos for more details:

Click [HERE](#) or Scan below



Fall

Scallions

Row

3 rows

Spacing

4-6 inches apart

Number of seedlings

21 seedlings per row/64 per bed

Planting window

August 1-September 1

Days to maturity

30-45 days

Harvest window

September - October

Pro tip

Cover with row cover as the weather gets colder

See videos for more details:

Click [HERE](#) or Scan below

