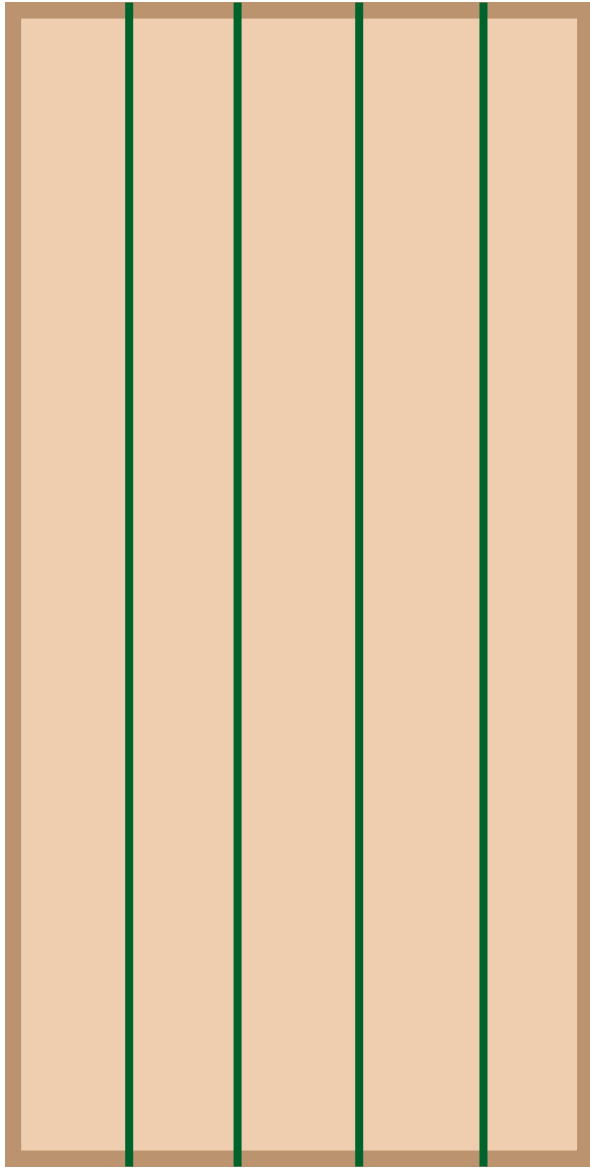




# Planting Plan #3


Spring



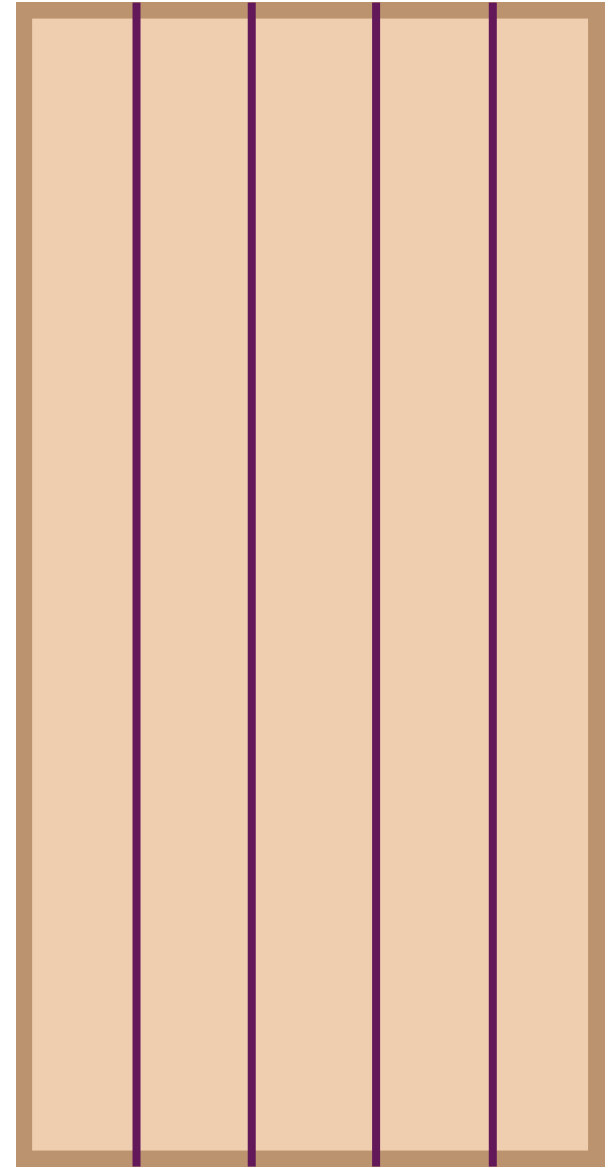
Each green line = One row of radish 


Summer



Each orange circle = 1 eggplant   
Each black circle = Trellis Stakes

Fall



Each purple line = One row of lettuce 

# Planting Plan #3



## Spring

### Radish

#### Row

4 rows

#### Spacing

2 inches apart

#### Number of seedlings

60 seeds per row/240 per bed

#### Planting window

March 20-April 1

#### Days to maturity

26 days

#### Harvest window

End of April-June

#### Pro tip

Plant in bi-weekly succession to stagger harvest.

Seed depth: 1/2 inches

### See videos for more details:

Click [HERE](#) or Scan below



## Summer

### Eggplant

#### Row

2 rows (we stagger ours)

#### Spacing

18 inches apart

#### Number of seedlings

6 seedlings per row/12 per bed

#### Planting window

May 15-20

#### Days to maturity

67 days

#### Harvest window

Early July -Mid September

#### Pro tip

Cover seedlings with netting or row cover when first transplanting to protect from flea beetles. Remove when plant starts to flower.

### See videos for more details:

Click [HERE](#) or Scan below



## Fall

### Lettuce

#### Row

4 rows

#### Spacing

10 inches apart

#### Number of seedlings

12 seedlings per row/48 per bed

#### Planting window

Sept 1-10

#### Days to maturity

40 days

#### Harvest window

Early October

#### Pro tip

Harvest before first frost or cover with row cover to protect from frost.

### See videos for more details:

Click [HERE](#) or Scan below

