


# Planting Plan #5

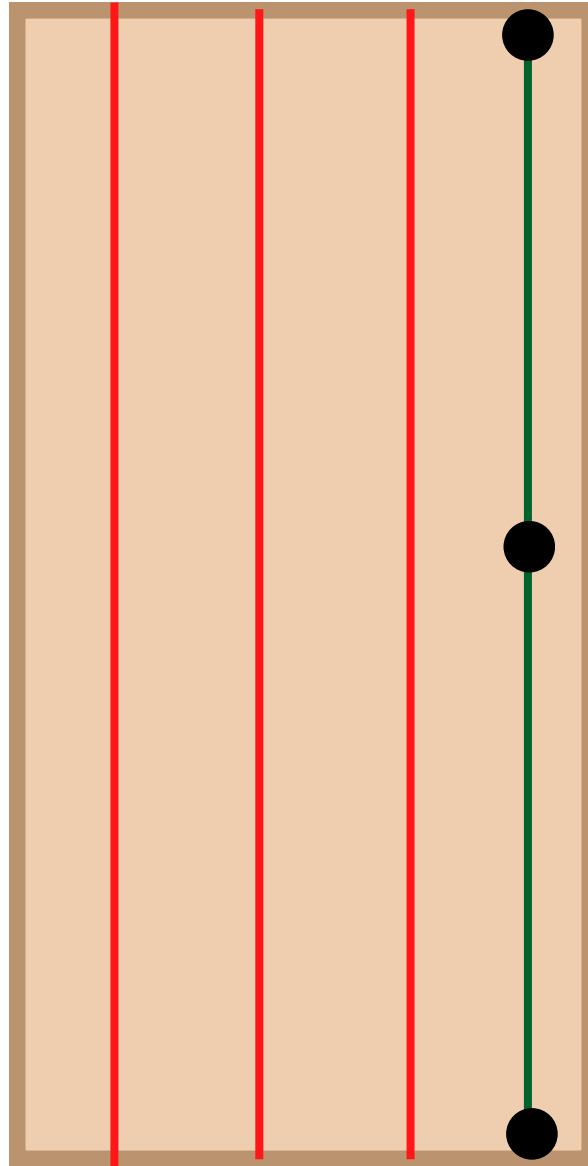
Spring



Each green line = One row of beets



Summer

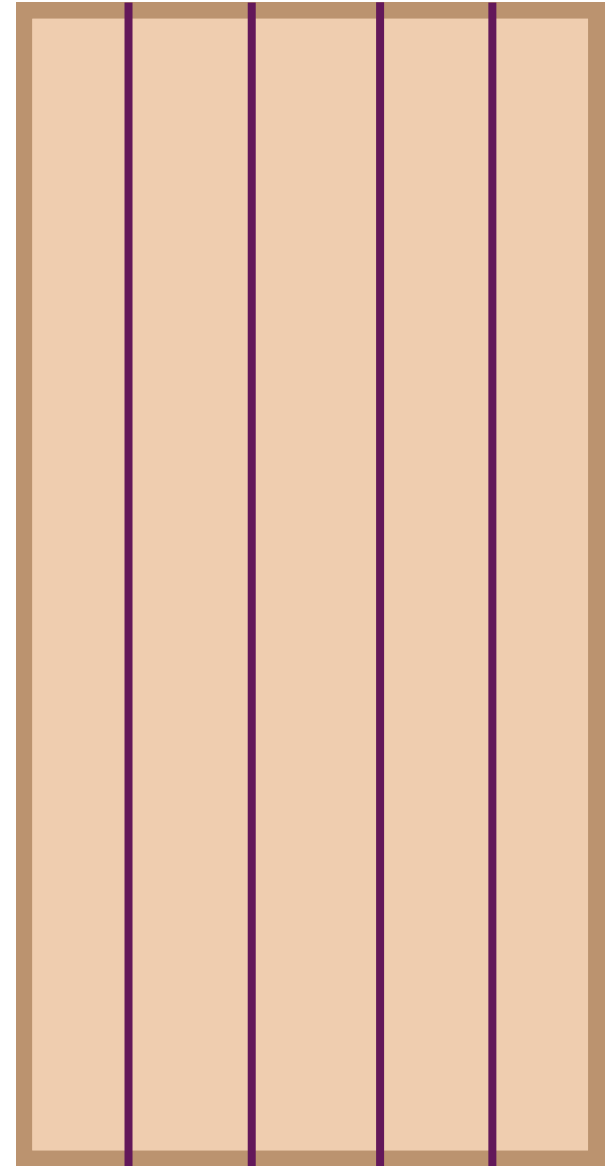


Red line = One row of bush beans

Green line = One row of Cucumbers

Black circle = Trellis stakes

Fall



Each purple line = One row of radishes



# Planting Plan #5



## Spring

### Beets

#### Row

3 rows

#### Spacing

4-6 inches apart

#### Number of seedlings

21 seedlings per row/64 per bed

#### Planting window

April 15-25

#### Days to maturity

36 days

#### Harvest window

End of May

#### Pro tip

Begin harvesting when beets reach ~2" in diameter; beets can get tough and fibrous when they get larger than ~3" in diameter.

## Summer

### Bush Beans / Cucumbers

#### Row

3 rows

1 row

#### Spacing

8 inches apart

12 inches apart

#### Number of seedlings

15 seeds per row/45 per bed

10 seedlings per row

#### Planting window

June 1-15

May 15-25

#### Days to maturity

50 days

50 days

#### Harvest window

August - September

Early July - August

#### Pro tip

Interplant cucumbers between spring beets to get a head start on the season.

## Fall

### Radish

#### Row

4 rows

#### Spacing

2 inches apart

#### Number of seedlings

60 seeds per row/240 per bed

#### Planting window

Sept 1-30

#### Days to maturity

26 days

#### Harvest window

September - October

#### Pro tip

Plant seeds 1/2 inch deep.  
Plant successions for continual harvest

### See videos for more details:

Click [HERE](#) or Scan below



### See videos for more details:

Click [HERE](#) or Scan below



### See videos for more details:

Click [HERE](#) or Scan below

