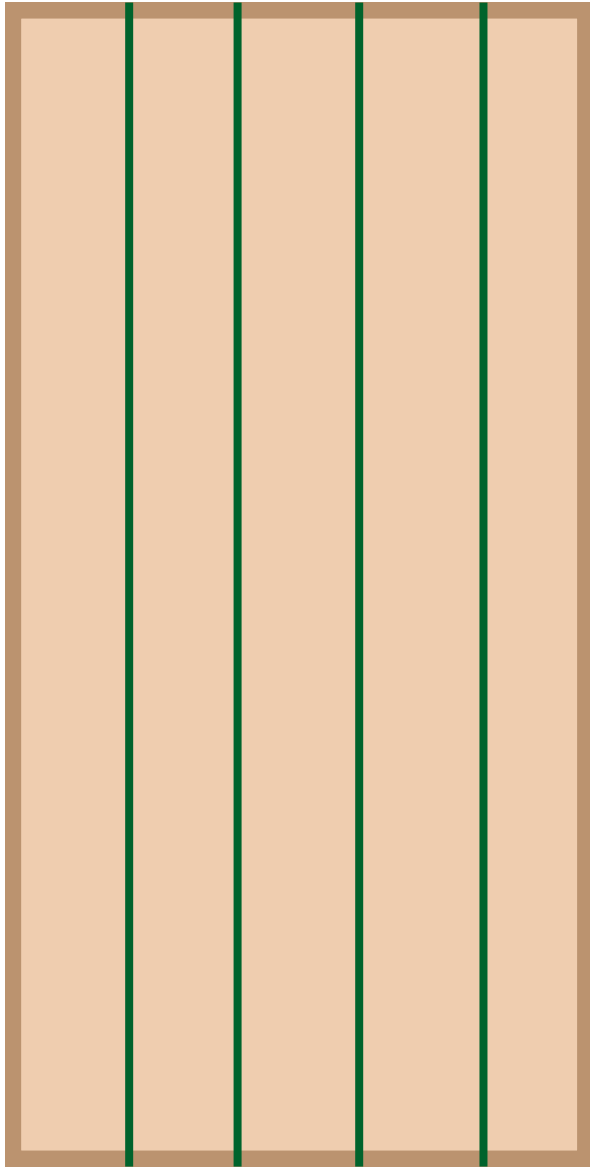




Planting Plan #7

Spring



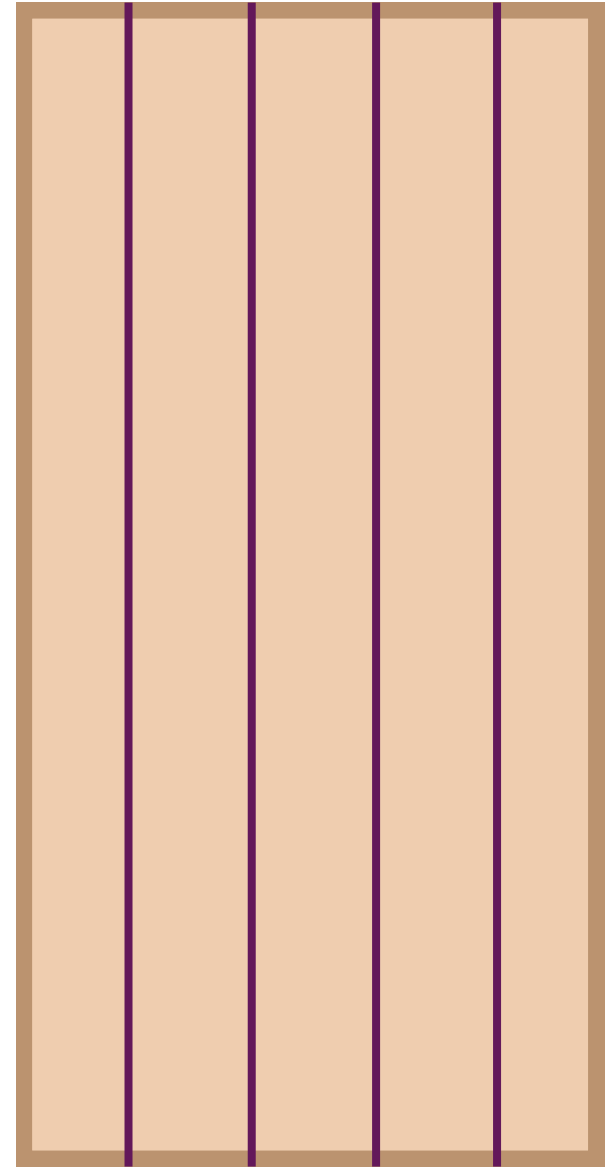
Each green line = One row of lettuce 


Summer



Each orange circle = One pepper 
Each black circle = Trellis Stakes

Fall



Each purple line = One row of spinach 

Planting Plan #7



Spring

Lettuce

Row

4 rows

Spacing

10 inches apart

Number of seedlings

12 seedlings per row/48 per bed

Planting window

April 15-25

Days to maturity

40 days

Harvest window

Early June

Pro tip

Harvest before they get too big because they will bolt.

Summer

Peppers

Row

2 rows (we stagger ours)

Spacing

18 inches apart

Number of seedlings

6 seedlings per row/12 per bed

Planting window

May 15-25

Days to maturity

65 days

Harvest window

Early July -Early October

Pro tip

Transplant seedlings in between lettuce rows if lettuce is not ready for harvest by mid-May.

Fall

Spinach

Row

4 rows

Spacing

4 inches apart

Number of seedlings

32 seedlings per row/128 per bed

Planting window

Sept 1- 10

Days to maturity

39 days

Harvest window

Early October-November

Pro tip

Cover spinach with row cover when weather gets cold. Spinach can sometimes survive the winter.

See videos for more details:

Click [HERE](#) or Scan below



See videos for more details:

Click [HERE](#) or Scan below



See videos for more details:

Click [HERE](#) or Scan below

