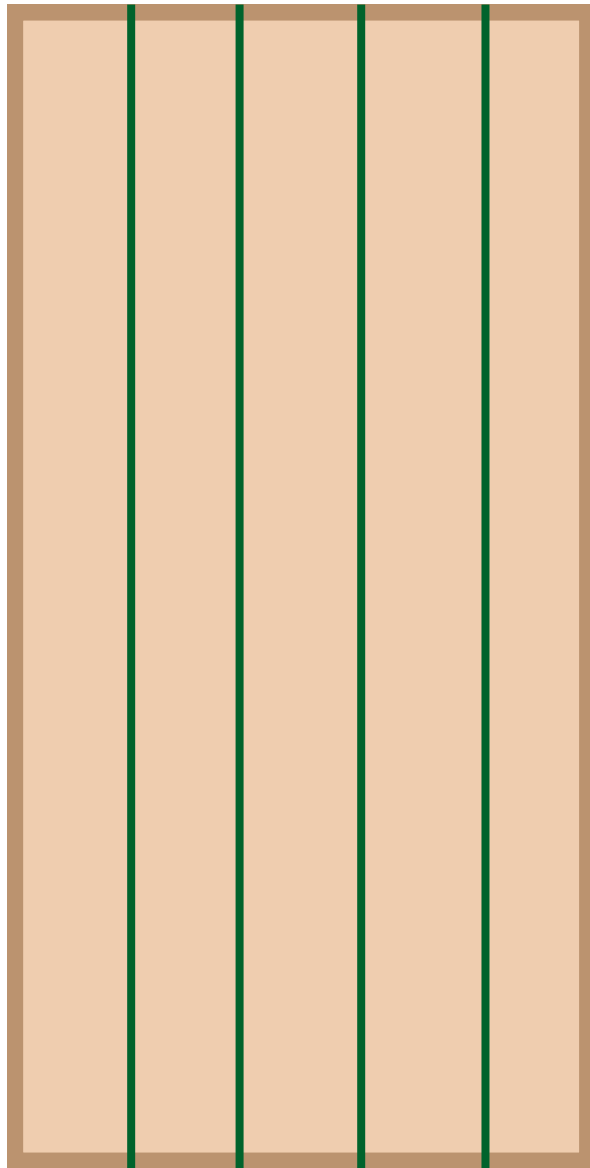




# Planting Plan #8

Spring




Each green line = One row of spinach 


Summer



Each orange circle = One tomato   
● = Trellis Stakes

Fall



Each purple line = One row of turnip 

# Planting Plan #8

## Spring

### Spinach

#### Row

4 rows

#### Spacing

4 inches apart

#### Number of seedlings

32 seedlings per row/128 per bed

#### Planting window

March 20-April 1

#### Days to maturity

39 days

#### Harvest window

End of April- Early June

#### Pro tip

Cover with row cover when you first transplant but remove when it gets hot so the spinach doesn't bolt.

#### See videos for more details:

Click [HERE](#) or Scan below



## Summer

### Tomatoes

#### Row

1 row

#### Spacing

24 inches apart

#### Number of seedlings

4 seedlings

#### Planting window

May 15-25

#### Days to maturity

64 days

#### Harvest window

Early July - Late September

#### Pro tip

Prune your tomatoes early

[Pruning Video Click Here](#)

#### See videos for more details:

Click [HERE](#) or Scan below



## Fall

### Turnips

#### Row

3 rows

#### Spacing

6 inches apart

#### Number of seedlings

21 seedlings per row/63 per bed

#### Planting window

Sept 1- 10

#### Days to maturity

38 days

#### Harvest window

Early October- November

#### Pro tip

Don't let them get too big as they begin to get woody.

#### See videos for more details:

Click [HERE](#) or Scan below

